

APPENDIX 4.2


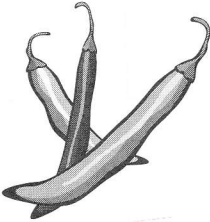


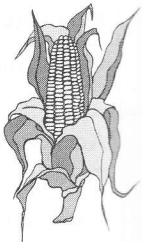





A Sample Listening Assessment Activity for Young English Language Learners

English Language Proficiency Standard, Model Performance Indicator for Science, Listening, English language proficiency Levels 1 through 3 (State of Wisconsin, 2004):

Identify, match, or group objects according to chemical or physical properties from pictures and oral statements.

Teacher Directions: Prior to the activity, make packets of the ten pictures (for children who are acquiring literacy, you may wish to provide the words underneath). As part of the instructional cycle, students may be introduced to actual fruits and vegetables, plastic replicas, or pictures from magazines. As you describe the characteristics of individual fruits or vegetables, students hold up the corresponding picture or pair of pictures.

As an extension of this listening activity, young students at the lower proficiency levels may partner and orally share the names of the fruits and vegetables according to the different classification schemes. They may then, in partners, create a composite attribute list, either orally or in writing; for example, "A cucumber—it's green, smooth, long, has seeds, and is a vegetable."

				
An orange	Green chilies	Yellow bananas	A red apple	An ear of yellow corn
				
Purple grapes	Red potatoes	An orange pumpkin	A purple eggplant	A green cucumber